



Norco Primex Planner

As Primex quickly approaches, it's time to start planning for your trip! Utilise the MYS Norco Primex Planner, interactive floor plan, and online exhibitor directory to help maximise your expo experience.

Planning your visit to Primex is made easier with the Norco Primex Planner. This complimentary tool allows you to:

- Create a personalised expo experience
- Save time on the expo grounds by focusing your approach
- Map out the exhibitors and products you can't afford to miss
- Increase efficiency by organising your events and appointments all in one place

HOW TO CREATE A NORCO PRIMEX PLANNER

1. Visit the login page and enter an email and password of your choice:
https://primex20.mapyourshow.com/8_0/login/login.cfm
2. Enter your details into the Log In section – or for a new user, click “Create Your Norco Primex Planner Account”. Fill in all required fields. Keep in mind that this does not register you as an attendee for the show.

Log In

Email Address

Password

[Forgot Your Password?](#)

Norco Primex Planner combines planning and logistics into one easy-to-use tool. Find exhibitors, sort by location and add personal appointments to make the most of your visit.

[Create Your Norco Primex Planner Account](#)

Have a plan before you arrive at the show





Norco Primex Planner Features (continued)

3. Be sure to note the “Connect with Exhibitors” section. By selecting yes - Your name and email will be shared with exhibitors who you save to your planner.

Connect With Exhibitors

Share my info with exhibitors I add to my Planner *

Yes

The information you submit, including your personal information, will be shared with and accessible to Primex Field Days and will be subject to the terms of Primex Field Days's policy. Information that you may choose to share with individual exhibitors or other companies on your Planner will be shared with them under the terms of Primex Field Days's policy.

Create Your Free Account

4. Click “Create Your Free Account” and you’ll be on your way to planning your show experience!

MY NORCO PRIMEX PLANNER HOME

Access the home page of your Primex Planner at any time by clicking the “Norco Primex Planner” option on the navigation menu.



MARK YOUR FAVORITES

As you navigate through the online directory, don't forget to favourite exhibitors, events, products, and collateral by clicking the star icon.

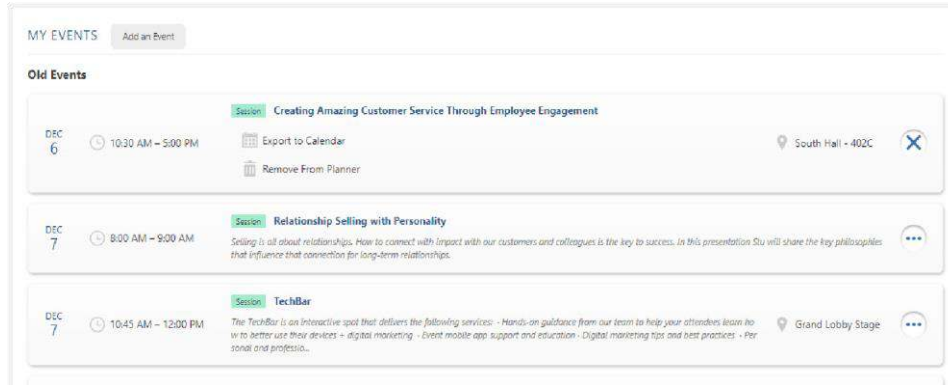




Norco Primex Planner Features (continued)

MY EVENTS

Save events, personal events and appointments in your “My Events” calendar to keep track of your onsite schedule.



APPOINTMENTS

Once you have logged into your Primex Planner and start searching the directory – You will notice some exhibitors have assigned specific appointment times that will be available to book / secure. Simply click on the time you wish to use and this will add the appointment to your planner and notify the exhibitor. This is a great way to make sure you get valuable one-on-one time when needed.

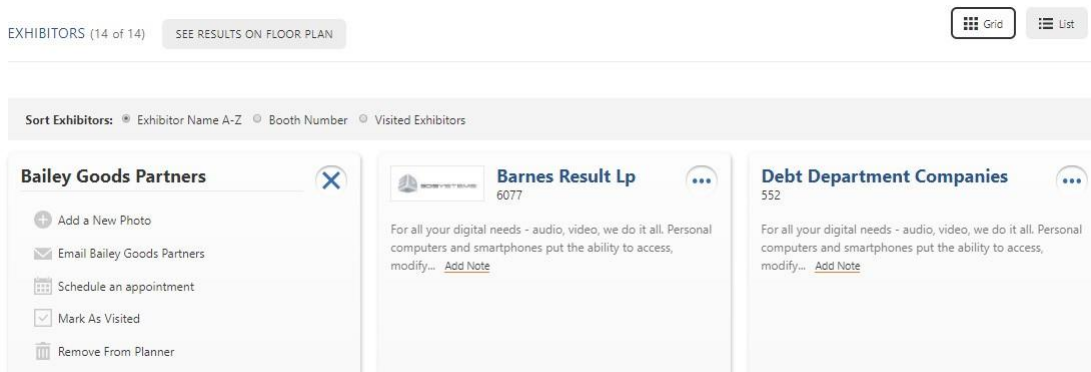
Wednesday, December 8

MORNING APPOINTMENTS

- 9:00 - 9:30 am
- 9:30 - 10:00 am
- 10:00 - 10:30 am
- 10:30 - 11:00 am
- 11:00 - 11:30 am

EXHIBITORS

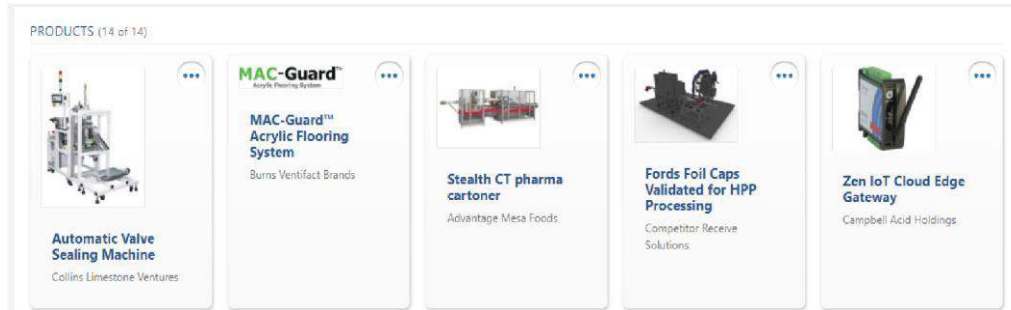
Save exhibitors you want to visit with onsite, schedule appointments, keep track who you have visited onsite, add photos, and take notes all in one place.



Norco Primex Planner Features (continued)

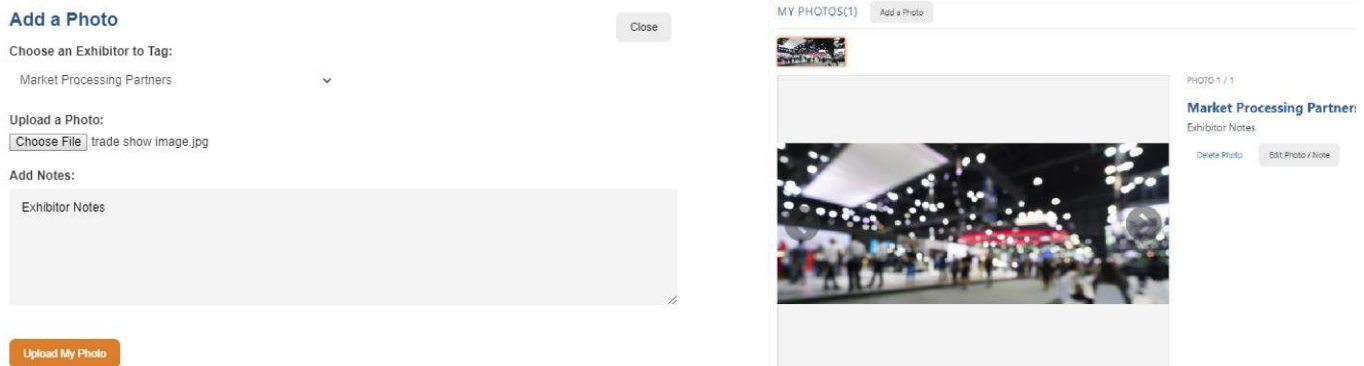
PRODUCTS

Interested in learning more about a new product featured on an exhibitor's online listing? By Favoriting these products, they will be in your "Products" section of your Primex Planner to make sure you don't miss them onsite!



MY PHOTOS

Don't want to forget exhibitors or products you visited? Use the MY PHOTOS section to upload photos you take onsite. You can add notes to reference after the show and even tag saved exhibitors.



COLLATERAL

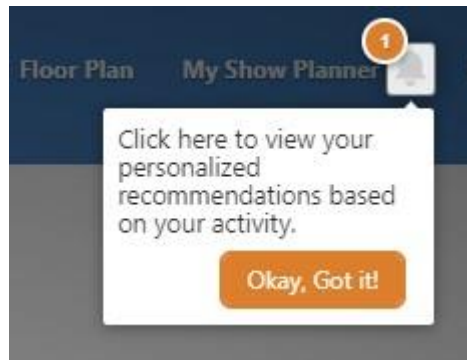
Want to save press releases or other documents uploaded by exhibitors? Favourite them and they will be saved in the COLLATERAL section of your Primex Planner. These documents can also be downloaded and saved to your own personal device.



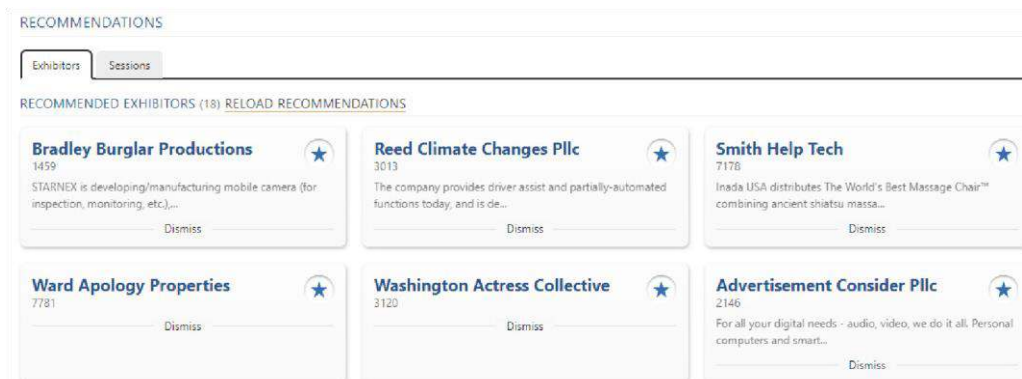
Norco Primex Planner Features (continued)

RECOMMENDATIONS

As you start to explore the directory – You’ll notice a new notification in the top right corner of your screen. By clicking here, you will be taken into the MYS recommendation. Here you will see recommendations for you based on show specific activity. This tool reveals what like-minded attendees are searching for to help you explore every avenue while attending Primex.



Click on the bell icon, to see your own personal “Recommended Results” for exhibitors and events based on your directory activity. You can click on these results to learn more, add to your Norco Primex Planner, or dismiss them to make room for additional recommendations. The recommendation engine allows you to see your own personal list of “Can’t Miss” items for more efficient pre-primex planning. You can also access your new recommendations at any time in the designated section of your Primex Planner.



RECOMMENDATIONS

Exhibitors Sessions

RECOMMENDED EXHIBITORS (18) [RELOAD RECOMMENDATIONS](#)

Bradley Burglar Productions 1459 STARTEX is developing/manufacturing mobile camera (for inspection, monitoring, etc),... Dismiss	Reed Climate Changes Pllc 3013 The company provides driver assist and partially-automated functions today, and is de... Dismiss	Smith Help Tech 7178 Inada USA distributes The World's Best Massage Chair™ combining ancient shiatsu massa... Dismiss
Ward Apology Properties 7781 Dismiss	Washington Actress Collective 3120 Dismiss	Advertisement Consider Pllc 2146 For all your digital needs - audio, video, we do it all. Personal computers and smart... Dismiss